




FOUNDATION
CENTER
Knowledge to build on.



AFRICA
Grantmakers'
Affinity
Group



U.S. FOUNDATION **Funding for Africa**

2015 EDITION

Produced by Foundation Center
in cooperation with Africa Grantmakers' Affinity Group



Authors

Steven Lawrence	Director of Research, Foundation Center
Anna Koob	Research Associate, Foundation Center
Niamani Mutima	Executive Director, Africa Grantmakers' Affinity Group

About the Africa Grantmakers' Affinity Group

The Africa Grantmakers' Affinity Group (AGAG), a project of the Tides Center, is a membership network of grantmaking organizations and individuals working to promote robust, effective and responsive philanthropy that benefits African communities. We convene and connect funders interested in Africa and curate information to assist them to leverage the scope and impact of their philanthropy. For more information about the Africa Grantmakers' Affinity Group, visit our website at www.africagrantmakers.org.

About Foundation Center

Established in 1956, Foundation Center is the leading source of information about philanthropy worldwide. Through data, analysis, and training, it connects people who want to change the world to the resources they need to succeed. Foundation Center maintains the most comprehensive database on U.S. and, increasingly, global grantmakers and their grants — a robust, accessible knowledge bank for the sector. It also operates research, education, and training programs designed to advance knowledge of philanthropy at every level. Thousands of people visit Foundation Center's website each day and are served in its five library/learning centers and at more than 450 Funding Information Network locations nationwide and around the world. For more information please visit foundationcenter.org.

For more information contact Steven Lawrence, director of research, at sal@foundationcenter.org or (212) 620-4230.

Copyright © 2015 Foundation Center. This work is made available under the terms of the Creative Commons Attribution-NonCommercial 4.0 Unported License, creativecommons.org/licenses/by-nc/4.0/.

Printed and bound in the United States of America.

ISBN 978-1-59542-509-6.



Foreword

Africa is a complex and varied continent with a shifting landscape of positive changes and pressing needs. It is the second-largest continent, with 54 countries. Although it has more than 60 percent of the world's arable land, a wealth of natural resources, and some of the fastest-growing economies, across the continent communities continue to face a range of challenges. More resources from all sectors—government, business, and philanthropy—are needed to address compelling and urgent issues such as economic and social inequality, high unemployment, inadequate access to health care, and increased threats of terrorism.

American foundations have a long history of engagement in Africa. When the Africa Grantmakers' Affinity Group (AGAG) was formed in 2000, it emerged from an informal network working to galvanize philanthropy's support for anti-apartheid efforts in Southern Africa. Over the past fifteen years, AGAG has worked to promote philanthropy that is robust, effective, and responsive to the changes taking place across the continent and to the needs of African communities.

AGAG is pleased to partner with Foundation Center to produce this first-ever report examining a decade of foundation funding for Africa. We hope that grantmakers, researchers, NGOs, and other stakeholders will find this information helpful in understanding how trends in funding for Africa have changed over time.

Supporting organizations that are making a difference and engaged in good work across Africa will help communities there to achieve their full potential. Now is a time of tremendous opportunity for funders to increase their impact and keep the momentum of positive change in Africa moving forward.

Niamani Mutima
Executive Director
Africa Grantmakers' Affinity Group



Introduction

Leading U.S. foundations have long been engaged in supporting positive change in Africa across areas ranging from agriculture, education, and civil society to democracy, health, and human rights. Joining these grantmakers are new actors and approaches that open up an ever-greater number of opportunities to improve the well-being of the more than 1.1 billion individuals living in African communities.

U.S. Foundation Funding for Africa represents a first-ever examination of grantmaking by the nation's foundation community specifically focused on continental Africa. Prepared by Foundation Center in cooperation with Africa Grantmakers' Affinity Group, this report captures all U.S. foundation funding focused on Africa, regardless of recipient location. Any foundation represented in Foundation Center's FC 1000 set with at least one grant focused on Africa

was included. The FC 1000 data set captures funding by 1,000 of the largest U.S. private and community foundations and accounts for more than 75 percent of international giving by all U.S. foundations. See Methodology for additional details.

This report begins with an examination of the change in U.S. foundation funding for Africa between 2002 and 2012. Following sections offer detailed examinations of the distribution of foundation funding focused on Africa in 2012. Finally, while the report documents the distribution of funding focused on Africa overall, it also examines differences in funding priorities based on whether foundations were supporting organizations headquartered in Africa or supporting projects and other activities focused on Africa that were conducted by organizations headquartered outside of Africa.

Methodology

The analysis presented in this report is based on Foundation Center's FC 1000 annual data sets, which include all of the grants of \$10,000 or more awarded by 1,000 of the largest U.S. independent, corporate, community, and grantmaking operating foundations. This set accounts for approximately half of giving by all of the nation's foundations each year and more than 75 percent of their international giving.

This analysis includes all of the FC 1000 grants that identified a focus on the African continent, regions of Africa, or specific African countries (either in their grant descriptions or based on additional information provided directly by foundations to Foundation Center) regardless of recipient location or that were awarded to organizations headquartered on the African continent. Some of these grants specified multiple countries and/or regions of focus, including regions/countries outside of Africa. In breakdowns by African country, the full value of these grants was counted toward all applicable countries; however, these grants were only counted once in the overall totals of U.S. foundation funding focused on Africa.

Grants Paid versus Grants Awarded

U.S. Foundation Funding for Africa reports grant information based primarily on the total grant amount authorized, whether it is paid during a single year or in several installments over a period of years. If the full amount authorized is not available, the amount paid during the year is shown. The drawback of this measure is that if a foundation pays out a substantial multi-year commitment made at an earlier point in time, it will overstate the commitments being made by that foundation for that given year. Conversely, it does not capture the full extent of payments being made for other years. Thus, depending on what time period is being examined, a foundation's grant commitments may appear to overcount—or undercount—its current payments.

Overview of Foundation Funding for Africa, 2002 to 2012

- Foundation funding for Africa jumped between 2002 and 2012
- Gates Foundation dominated funding, but other foundations also increased support

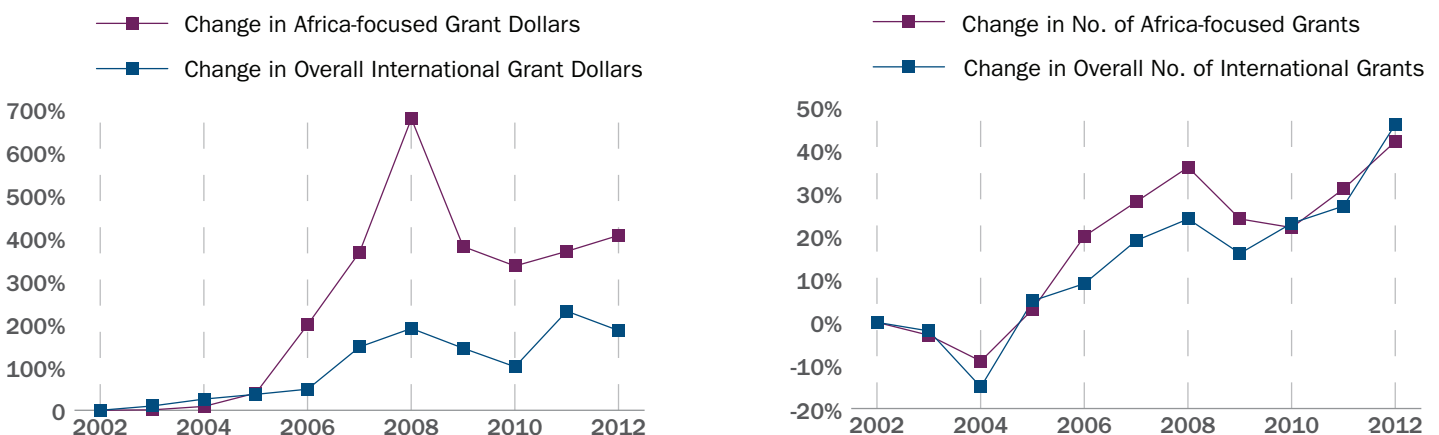
U.S. foundation giving focused on Africa grew at more than twice the rate of overall international giving between 2002 and 2012. Africa-focused foundation grant dollars jumped more than 400 percent, from \$288.8 million to nearly \$1.5 billion, during this period, while total international giving rose 185 percent (Figure 1). As a result, Africa accounted for 25 percent of international grant dollars in 2012, up from 14 percent in 2002.

The Bill & Melinda Gates Foundation, which ranks as by far the nation's largest foundation, accounted for most of the increase in Africa-focused funding since the early years of the last decade (Figure 2). In 2002, the Gates Foundation awarded 30 grants totaling \$69.1 million with a focus on Africa. By 2012, its commitment to Africa had risen to 249 grants totaling over \$1 billion (Table 1). However, the Gates

Foundation was far from the only factor driving the growth in giving focused on Africa. In fact, excluding Gates, Africa-focused giving by the remaining foundations in the FC 1000 grew more than 90 percent, from \$219.7 million to \$422.1 million.

Despite the strong overall rise during the past decade, growth in U.S. foundation grant dollars focused on Africa was far from linear. Funding more than doubled between 2005 and 2006, primarily due to increased giving by the Gates Foundation, including a \$500 million commitment to the Global Fund to Fight AIDS, Tuberculosis and Malaria. Giving focused on Africa then peaked in 2008, consistent with overall foundation giving, before declining markedly in the aftermath of the Great Recession. Between 2009 and 2012, foundation support for Africa grew a modest 5 percent, while overall international giving by foundations rose 17 percent. Nonetheless, with the exception of the 2008 peak, the amount of foundation giving focused on Africa in 2012 surpassed all prior years back to 2002.

FIGURE 1. U.S. Foundation Overall International and Africa-focused Funding, 2002 to 2012

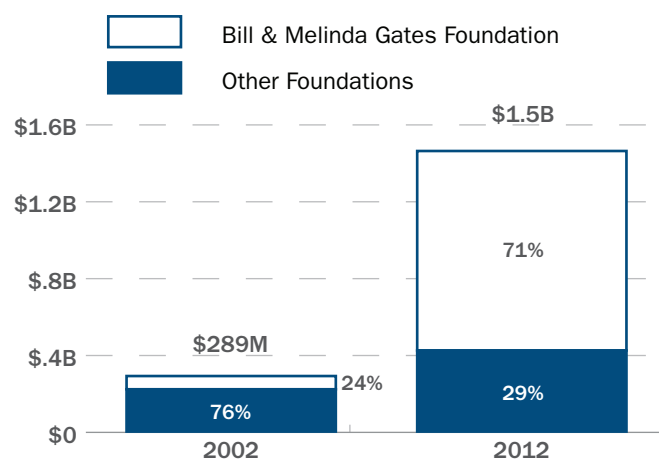


Source: Foundation Center, 2015. Figures include all FC 1000 grants with a geographic focus of Africa, regardless of recipient location. See Methodology for details.

The number of grants awarded by U.S. foundations with a focus on Africa also rose during this period, from 1,380 in 2002 to 1,955 in 2012, a 42 percent increase. This rate of increase was roughly consistent with the overall growth in the number of international grants. As a result, Africa-focused grants accounted for a consistent 13 to 14 percent share of all international grants throughout this period.

Finally, since the early 2000s, the number of foundations in the FC 1000 set making at least one Africa-related grant climbed steadily from 135 to 248. Yet fewer than half (48 percent) of funders for Africa included in the 2002 FC 1000 set made more than one grant focused on Africa. By 2012, however, the share making more than one grant focused on Africa had increased to 60 percent.

FIGURE 2. Gates Foundation and Other U.S. Foundations Funding for Africa, 2002 and 2012



Source: Foundation Center, 2015. Figures include all FC 1000 grants with a geographic focus of Africa, regardless of recipient location. See Methodology for details.

TABLE 1. Top U.S. Foundation Funders for Africa, 2012

Foundation	State	Type ¹	Amount	% of Total Amount	No. of Grants	% of Total No. of Grants	% of Total Amount to Organizations Headquartered in Africa
1. Bill & Melinda Gates Foundation	WA	IN	\$1,038,240,110	71.1	249	12.7	20.5
2. Ford Foundation	NY	IN	60,341,418	4.1	209	10.7	67.9
3. Rockefeller Foundation	NY	IN	26,616,502	1.8	67	3.4	44.7
4. Open Society Foundations ²	NY	OP	24,690,670	1.7	136	7.0	25.1
5. Howard G. Buffett Foundation	IL	IN	24,392,082	1.7	36	1.8	12.2
6. Conrad N. Hilton Foundation	CA	IN	23,355,000	1.6	15	0.8	6.0
7. William and Flora Hewlett Foundation	CA	IN	22,834,251	1.6	32	1.6	65.6
8. Carnegie Corporation of New York	NY	IN	19,307,900	1.3	22	1.1	37.1
9. John D. and Catherine T. MacArthur Foundation	IL	IN	17,932,037	1.2	54	2.8	46.5
10. Andrew W. Mellon Foundation	NY	IN	11,596,863	0.8	35	1.8	75.6
11. Coca-Cola Foundation	GA	CS	11,585,000	0.8	7	0.4	99.3
12. David and Lucile Packard Foundation	CA	IN	11,470,000	0.8	17	0.9	65.3
13. Arthur S. DeMoss Foundation	FL	IN	10,356,724	0.7	1	0.1	0.0
14. W. K. Kellogg Foundation	MI	IN	9,641,012	0.7	7	0.4	9.3
15. ExxonMobil Foundation	TX	CS	8,553,000	0.6	22	1.1	15.0
Subtotal			\$1,320,912,569	90.5	909	46.5	
All Other Foundations			139,390,372	9.5	1,046	53.5	
Total			\$1,460,302,941	100.0	1,955	100.0	

Source: Foundation Center, 2015. Figures include all FC 1000 grants with a geographic focus of Africa, regardless of recipient location. A total of 248 foundations reported Africa-related grants. See Methodology for details.

¹IN=Independent Foundation; CS=Corporate Foundation; OP=Operating Foundation.

²Includes giving by the Open Society Institute and Foundation to Promote Open Society.

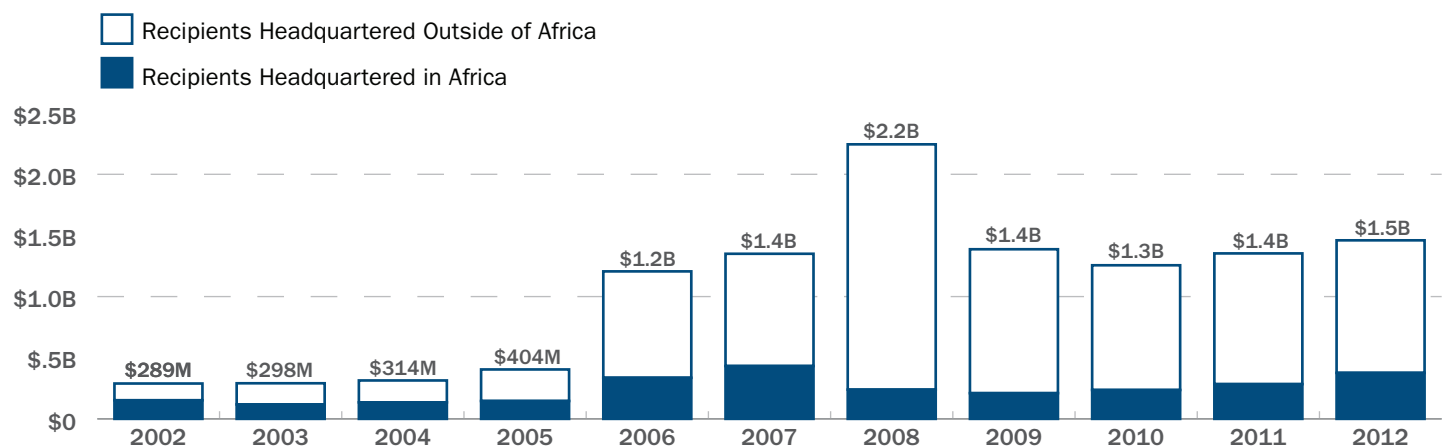
FOUNDATION FUNDING BY Geographic Focus, 2012

- Most funding for Africa went to organizations headquartered outside the region
- Share of foundation funding targeting organizations headquartered in Africa declined over past decade

The majority of U.S. foundation funding focused on Africa supported organizations headquartered outside of Africa (Figure 3). In 2012, just over one-quarter of foundation giving for Africa targeted organizations headquartered in 36 of the 54 countries on the continent, led by the Kenya-based African Agricultural Technology Foundation (Table 2). The Foundation ranked fourth among all 2012 recipients, after benefiting from five grants totaling \$55.1 million. By comparison, the top-ranked World Health Organization, based in Switzerland, received grants totaling \$133.6 million that included a focus on Africa (Table 3). Overall, 12 of the top 15 recipients of Africa-focused giving in 2012 were headquartered outside of the continent. All but three of these 12 organizations were global in focus, led by the World Health Organization.

Contributing to the substantial share of giving awarded to organizations headquartered outside of Africa was the Bill & Melinda Gates Foundation. If the largest U.S. foundation awarding funding for Africa were excluded from the 2012 data, the share of grant dollars provided by the remaining 247 foundations to organizations headquartered in Africa would rise from 26 percent to 39 percent. (By comparison, the share of number of grants targeting organizations headquartered in Africa, which is not affected by the size of the awards, would remain almost unchanged at 36 percent excluding the Gates Foundation.) Nonetheless, the Gates Foundation accounted for well over half of U.S. foundation grant dollars going directly to organizations headquartered in Africa in 2012 (\$212.8 million), far surpassing the other top five funders of organizations headquartered in Africa: the Ford (\$41 million), William and Flora Hewlett (\$15 million), Rockefeller (\$11.9 million), and Coca-Cola (\$11.5 million) foundations.

FIGURE 3. U.S. Foundation Funding for Africa, 2002 to 2012



Source: Foundation Center, 2015. Figures include all FC 1000 grants with a geographic focus of Africa, regardless of recipient location. See Methodology for details.

Figure 4 illustrates the distribution of U.S. foundations' \$1.5 billion in Africa-focused funding by recipient country in 2012. In the case of African countries, an important caution is that foundation funding may not be intended to exclusively benefit the residents of those countries. For example, most of the top recipient countries in Africa serve as the headquarters location for organizations working in multiple African countries. The overall distribution of support should also not be interpreted as indicating that there is a broad range of funders supporting organizations headquartered in that country. In the case of Swaziland, for example, nearly all of the \$11.1 million going to recipients headquartered in the country was received by a single organization: the Coca-Cola Africa Foundation.

In both 2002 and 2012, a minority of Africa funders in the FC 1000 set made at least one grant directly to a recipient headquartered in Africa, although the number did rise from 42 to 57 foundations. Still, because the overall number of Africa-focused funders grew faster, the share of Africa-focused funders providing support to an organization headquartered in Africa declined from 31 percent in 2002 to 23 percent in 2012.

Numerous factors drive the decisions of foundations to fund directly in country or to channel funding through intermediary organizations. And some foundations take advantage of both strategies, depending upon the goals of specific grants. The extensive equivalency determination process required

TABLE 2. Top Africa-Headquartered Recipients of U.S. Foundation Funding for Africa, 2012

Organization	Country	Amount	% of Total Amount	No. of Grants	% of Total No. of Grants
1. African Agricultural Technology Foundation	Kenya	\$55,101,683	3.8	5	0.3
2. Society for Family Health	Nigeria	33,129,195	2.3	2	0.1
3. Alliance for a Green Revolution in Africa	Kenya	19,343,957	1.3	6	0.3
4. World Agroforestry Centre	Kenya	14,671,740	1.0	3	0.2
5. University of Cape Town	South Africa	12,765,995	0.9	36	1.8
6. International Institute of Tropical Agriculture	Nigeria	12,753,793	0.9	2	0.1
7. Coca-Cola Africa Foundation	Swaziland	10,750,000	0.7	4	0.2
8. Relief Society of Tigray	Ethiopia	6,150,412	0.4	2	0.1
9. African Population and Health Research Center	Kenya	5,540,000	0.4	4	0.2
10. Ville de Dakar	Senegal	4,999,406	0.3	1	0.1
11. Ministry of Urban Development, Housing and Construction	Ethiopia	4,835,835	0.3	1	0.1
12. Water and Sanitation for Africa	Burkina Faso	4,418,508	0.3	2	0.1
13. Office National de l'Eau et de l'Assainissement	Burkina Faso	4,177,945	0.3	1	0.1
14. Collaborative Africa Budget Reform Initiative	South Africa	3,999,896	0.3	2	0.1
15. African Union	Ethiopia	3,807,883	0.3	2	0.1
Subtotal		\$196,446,248	13.5	73	3.9
All Other Recipients		\$1,263,856,693	86.5	1,882	96.1
Total		\$1,460,302,941	100.0	1,955	100.0

Source: Foundation Center, 2015. Figures include all FC 1000 grants with a geographic focus of Africa awarded to recipient organizations headquartered in Africa.

for directly supporting organizations based outside of the United States may serve as a disincentive for some foundations. According to a 2011 report produced by the Africa Grantmakers' Affinity Group, among other reasons why foundations may choose to provide funding for Africa via an intermediary organization include size of grant, specifically for large grants that require extensive financial and management capacity, or limitations built into a foundation's charter restricting its support to organizations with a U.S. 501(c)(3) tax status or equivalent. Factors that might lead foundations to directly fund organizations headquartered in Africa include an interest in addressing issues from a local perspective, a desire to build organizational capacity,

and/or an interest in providing funding directly to local groups.¹

Newer foundations may also contribute to the growth in Africa-focused funding directed to organizations headquartered in Africa. Among the 57 foundations that awarded 2012 grants to Africa-based recipients, eight were established from 2000 on—such as A Glimmer of Hope Foundation and the Omidyar Network Fund.

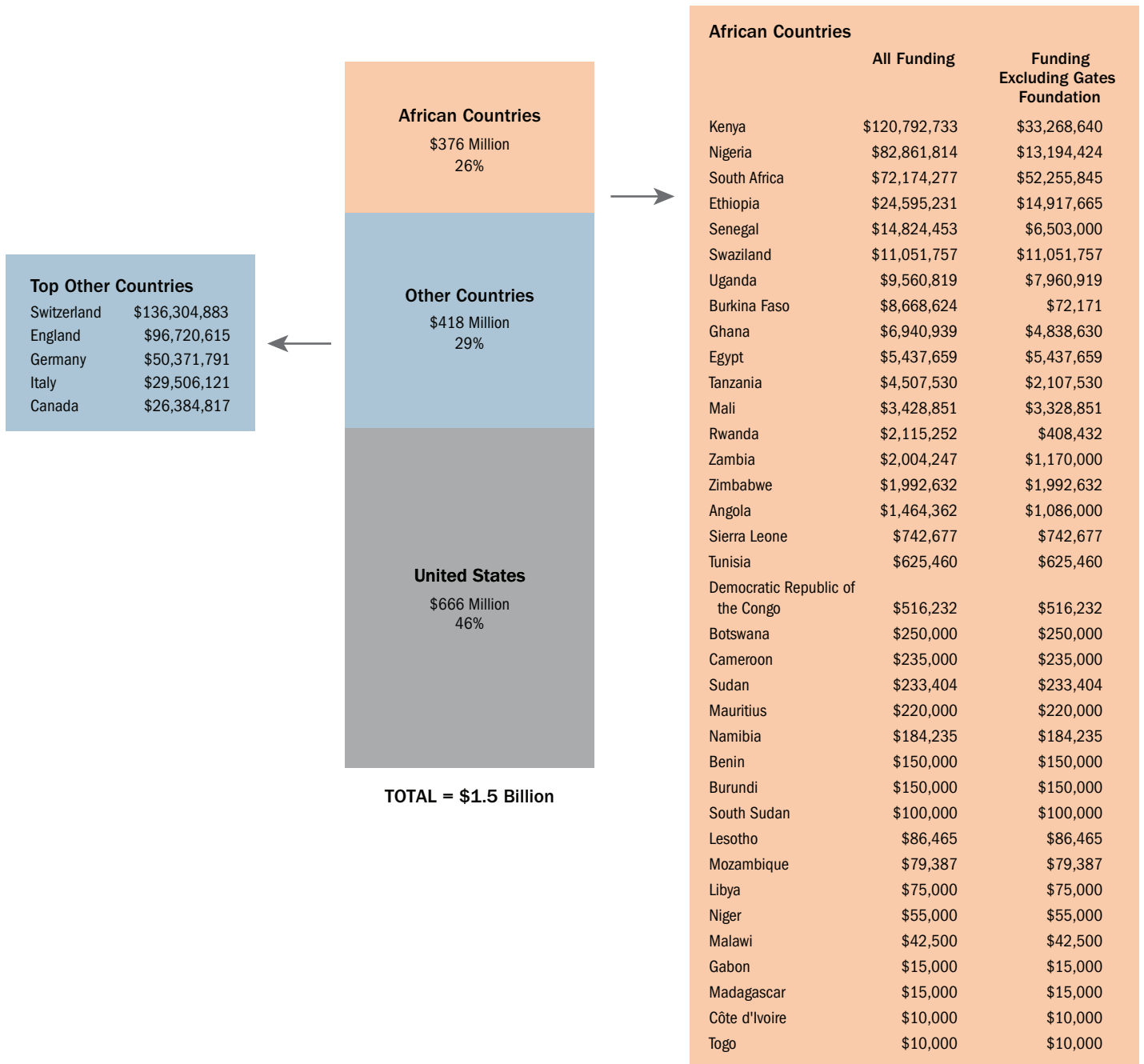
1. See Tides Center/Africa Grantmakers' Affinity Group, *Making the Right Fit: Supporting NGOs in Africa Using Direct and Indirect Funding*, 2011, available at africagrantmakers.org/wp-content/uploads/2014/08/Making-the-Right-Fit.pdf.

TABLE 3. Top Recipients Headquartered Outside of Africa of U.S. Foundation Funding for Africa, 2012

Organization	Country	Amount	% of Total Amount	No. of Grants	% of Total No. of Grants
1. World Health Organization	Switzerland	\$133,584,786	9.1	9	0.5
2. International Development Association	USA	61,405,000	4.2	1	0.1
3. UNICEF	USA	59,912,652	4.1	1	0.1
4. Marie Stopes International	England	46,153,856	3.2	3	0.2
5. Save the Children Federation	USA	44,547,982	3.1	5	0.3
6. Johns Hopkins University	USA	29,248,636	2.0	8	0.4
7. Deutsche Investitions- und Entwicklungsgesellschaft	Germany	24,394,966	1.7	2	0.1
8. Cornell University	USA	20,879,306	1.4	4	0.2
9. Food and Agriculture Organization of the United Nations	Italy	20,752,394	1.4	2	0.1
10. International Bank for Reconstruction and Development	USA	18,512,404	1.3	6	0.3
11. University of California, San Francisco	USA	17,762,764	1.2	6	0.3
12. University of British Columbia	Canada	17,405,192	1.2	1	0.1
13. United States Fund for UNICEF	NY	15,023,124	1.0	5	0.3
14. Chinese Academy of Agricultural Sciences	China	15,000,000	1.0	1	0.1
15. Deutsche Gesellschaft für Internationale Zusammenarbeit	Germany	14,990,249	1.0	3	0.2
Subtotal		\$539,573,311	36.9	57	2.9
All Other Recipients		\$920,729,630	63.1	1,898	97.1
Total		\$1,460,302,941	100.0	1,955	100.0

Source: Foundation Center, 2015. Figures include all FC 1000 grants with a geographic focus of Africa, regardless of recipient location. A total of 1,231 organizations received Africa-related grants. See Methodology for details.

FIGURE 4. Distribution of U.S. Foundation Funding for Africa by Recipient Countries, 2012



Source: Foundation Center, 2015. Figures include all FC 1000 grants with a geographic focus of Africa, regardless of recipient location. See Methodology for details.

FOUNDATION FUNDING BY Issue Focus, 2012

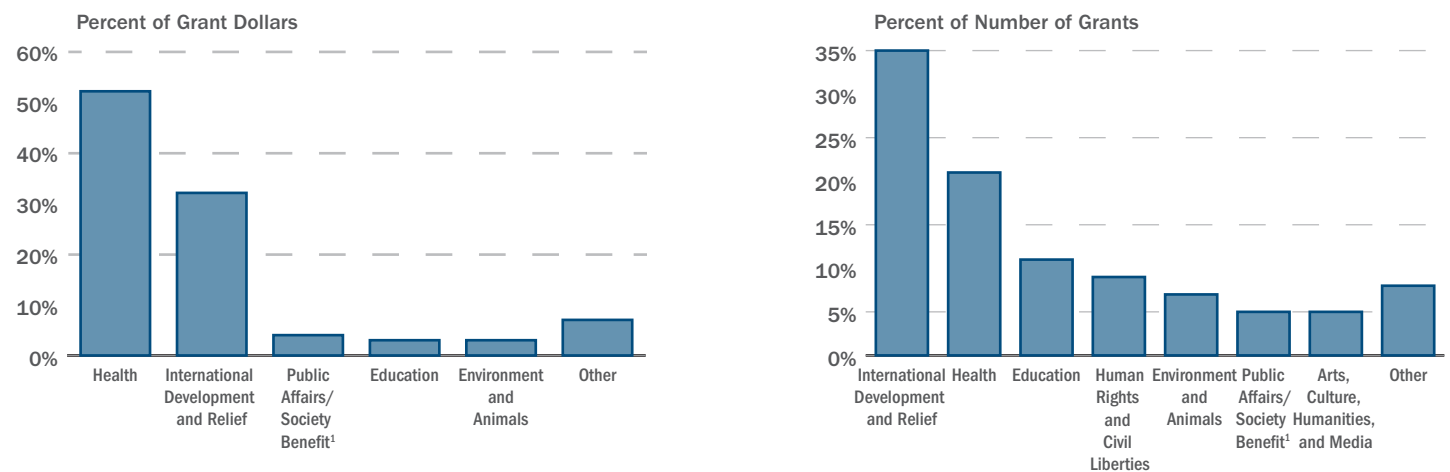
- Health captures largest share of foundations' Africa-focused giving
- Excluding Gates, International Development ranks as top priority for foundations

Health accounted for the largest share of U.S. foundation funding focused on Africa in 2012 (Figure 5 and Table 4). However, a single funder—the Bill & Melinda Gates Foundation—accounted for close to 90 percent of this support. Excluding the Gates Foundation, the other 247 Africa funders in the FC 1000 set ranked international development and relief as their top funding priority by grant dollars in 2012 (29 percent), followed by health (22 percent), education (11 percent), and public affairs/society benefit (9 percent), which includes grants for public affairs, philanthropy, and general grants to promote civil society.

An examination of 2012 giving by all FC 1000 foundations directly to organizations headquartered in Africa showed international development and relief capturing the largest share of funding, followed by health. However, if the Gates Foundation is once again excluded, funding for development remains the top priority by share of grant dollars (23 percent) but is followed closely by education (20 percent). Just over half of the funding for education focused on higher and graduate education.

Finally, based on share of number of grants, which is less affected by large awards or a single funder, international development and relief captured the largest share of Africa-focused funding, followed by health, education, and human rights.

FIGURE 5. U.S. Foundation Funding for Africa by Major Issue Focus, 2012



Source: Foundation Center, 2015. Figures include all FC 1000 grants with a geographic focus of Africa, regardless of recipient location. See Methodology for details.

¹Public Affairs/Society Benefit includes grants for public affairs, philanthropy, and general grants to promote civil society.

TABLE 4. U.S. Foundation Funding for Africa by Issue Focus, 2012

	Amount	% of Total Amount	No. of Grants	% of Total No. of Grants
Health	\$756,887,267	51.8	403	20.6
Medical Research	226,335,967	15.5	34	1.7
Public Health	217,788,058	14.9	120	6.1
Reproductive Health Care	160,567,682	11.0	73	3.7
Specific Diseases	94,283,405	6.5	123	6.3
Health Care, General	57,612,155	3.9	52	2.7
Mental Health	300,000	0.0	1	0.1
International Development and Relief	\$463,843,256	31.8	677	34.6
Agricultural Development	327,399,409	22.4	164	8.4
Development/Relief, General	53,706,764	3.7	171	8.7
Economic/Community Development	50,815,253	3.5	173	8.8
Human Services	22,933,276	1.6	121	6.2
Relief/Humanitarian Aid	8,988,554	0.6	48	2.5
Public Affairs/Society Benefit¹	\$54,355,223	3.7	106	5.4
Education	\$46,342,624	3.2	208	10.6
Higher Education	16,760,559	1.1	53	2.7
Education, Other	14,254,056	1.0	51	2.6
Graduate/Professional	7,330,960	0.5	27	1.4
Elementary and Secondary	5,985,049	0.4	75	3.8
Libraries	2,012,000	0.1	2	0.1
Environment and Animals	\$36,307,647	2.5	137	7.0
Human Rights and Civil Liberties	\$33,592,865	2.3	170	8.7
Arts, Culture, Humanities, and Media	\$24,290,994	1.7	97	5.0
Religion	\$18,792,827	1.3	60	3.1
Social Sciences	\$16,067,573	1.1	41	2.1
International Affairs, Peace, and Security	\$7,410,770	0.5	38	1.9
Science and Technology	\$2,411,895	0.2	18	0.9
TOTAL	\$1,460,302,941	100.0	1,955	100.0

Source: Foundation Center, 2015. Figures include all FC 1000 grants with a geographic focus of Africa, regardless of recipient location. See Methodology for details.

¹Public Affairs/Society Benefit includes grants for public affairs, philanthropy, and general grants to promote civil society. Some civil society grants are captured in other categories, such as human rights and international development.

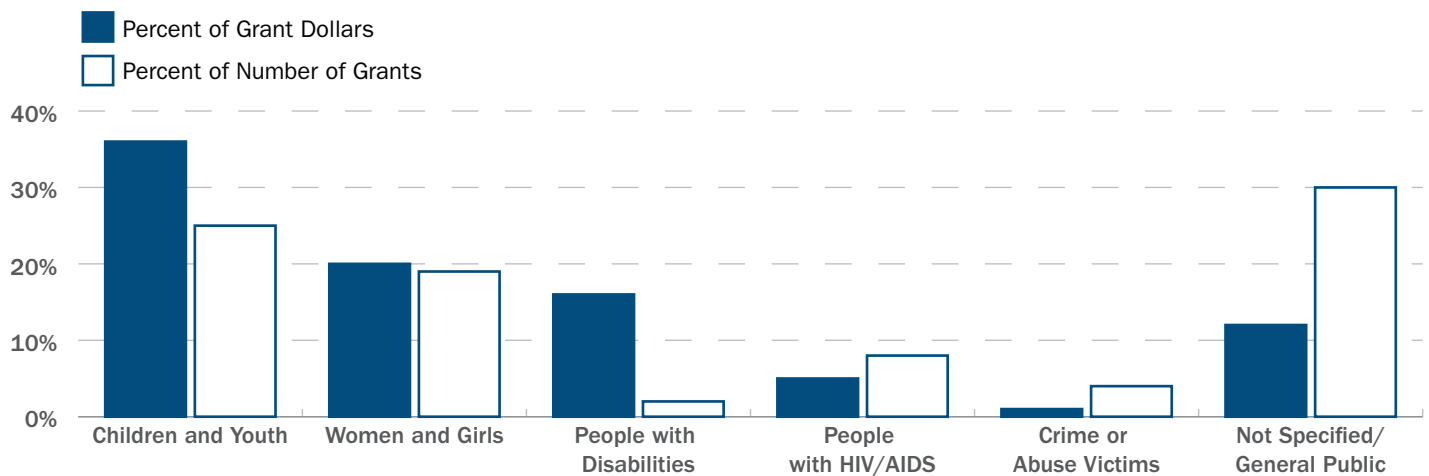
FOUNDATION FUNDING BY Population Focus, 2012

- Foundation funding for Africa prioritizes children and youth and women and girls

Youth account for the largest population shares in most African countries, and the continent as a whole ranks as the “youngest” in the world. Consistent with this reality, children and youth were the focus of more than one in three grant dollars and one in four grants awarded by U.S. foundations for Africa in 2012 (Figure 6). Women and girls followed, accounting for about one in five grant dollars and grants. Foundation support focused on women and girls ranged from strengthening maternal health to raising awareness of the needs of girls to promoting gender equality.

Other African populations accounting for at least 3 percent of U.S. foundation grant dollars or grants included people with disabilities, people with HIV/AIDS, and victims of crimes and abuse. In the case of people with disabilities, the three largest foundation grants awarded for Africa in 2012—all provided by the Bill & Melinda Gates Foundation—supported polio eradication.

FIGURE 6. U.S. Foundation Funding for Africa by Selected Population, 2012*



Source: Foundation Center, 2015. Figures include all FC 1000 grants with a geographic focus of Africa, regardless of recipient location. See Methodology for details. Includes population groups accounting for at least 3 percent of grant dollars or number of grants. Chart does not include the economically disadvantaged, which accounted for 84 percent of grant dollars and 57 percent of grants.

*Figures represent only grants awarded to groups that could be identified as serving specific populations or grants whose descriptions specified a benefit for a specific population. These figures do not reflect all giving benefiting these groups. In addition, grants may benefit multiple population groups, e.g., a grant for women with HIV/AIDS, and would therefore be counted more than once.

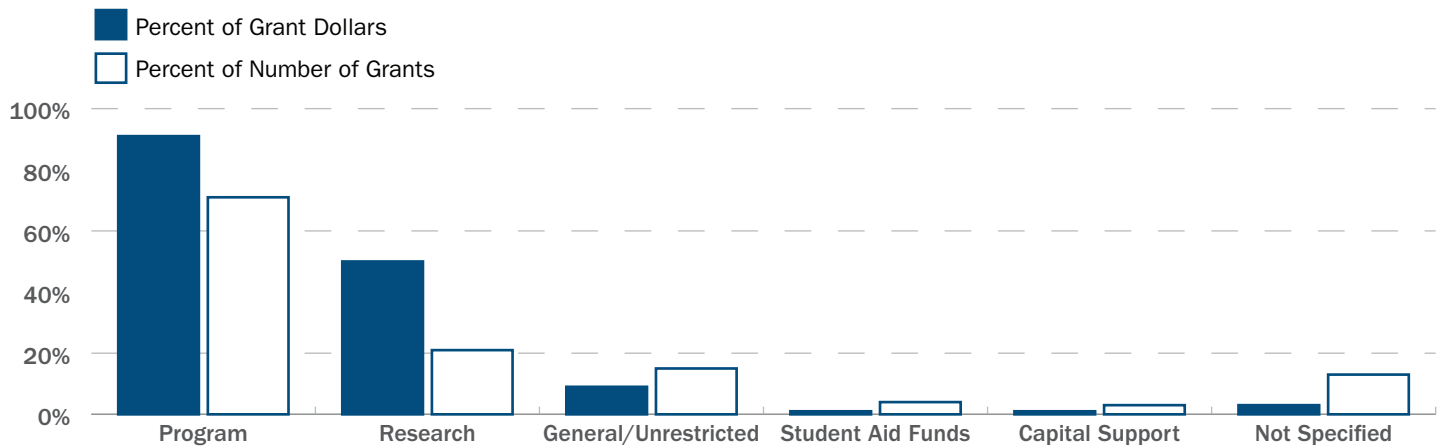
FOUNDATION FUNDING BY Type of Support, 2012

- Most U.S. foundation support for Africa targeted specific projects

The overwhelming majority of U.S. foundation grant dollars for Africa (91 percent) targeted specific programs and projects (Figure 7). By comparison, the share was just over 50 percent based on all U.S. foundation giving—both international and domestic.

Foundations also directed a notably larger share of their Africa-focused giving for research than was true for their giving overall. In contrast, FC 1000 foundations directed a substantially smaller share of their Africa funding as general or unrestricted support (9 percent) compared to total U.S. foundation giving (23 percent).

FIGURE 7. U.S. Foundation Funding for Africa by Type of Support, 2012*



Source: Foundation Center, 2015. Figures include all FC 1000 grants with a geographic focus of Africa, regardless of recipient location. See Methodology for details.

*Grants may provide multiple types of support. The full value of these grants has been counted in all applicable type of support categories.



Afterword

As this report has demonstrated, American foundations can make and have made significant contributions to positive change for Africa and its people. But it is important to note that this report captures only a sample of one segment of the broad spectrum of funding organizations active in Africa. In addition to private and community foundations, there are public charities, charitable trusts, and other foundation-like organizations headquartered within and outside of the United States not included in this data set. In some cases, these foundations may be the only source of support for African grassroots and community organizations.

As the Africa Grantmakers' Affinity Group and Foundation Center work to support the global network of connected and knowledgeable funders within the broader field of philanthropy, we hope this report will serve as a useful tool for understanding the range of issues facing African communities, their urgency, and the many compelling opportunities for lasting and meaningful change. By highlighting the nature and scope of trends in foundation funding for Africa, we also believe that this report can help to inform Africa funders' grantmaking strategies and decision making at all levels.



FOUNDATION
CENTER

32 Old Slip ♦ New York, NY 10005 ♦ (800) 424-9836 ♦ foundationcenter.org